

How did the Southwest Desert Indians travel?

- The Southwest Indians didn't travel.
- Where they settled, was there they stayed.
- It was hard living in the desert, so many Southwest Indian tribes rarely encountered tribes from other areas.

Desert Fashion

- Clothes were mostly woven from threads of the yucca plant and cotton.
- The Southwest Desert Indians didn't have a lot of animal skins that they could use.
- Since it was hot all year, clothing was kept very light and sparse.
 - Sparse = barely anything
- Men and women wore a lot of jewelry.



<https://www.youtube.com/watch?v=S7IOowc544U>

The Snake Dance (ick!)




- The snake represented harmony between all things living.
- For 8 days live snakes (mostly rattlers) were collected from the four corners of the village, and placed in an underground room. They would normally collect 100-200 snakes.
- Priests would stroke them with eagle feathers to soothe them.
- On the last day, priests would take each snake and hold it in their mouth then throw it in cornmeal before releasing it.



Navajo and Apache

- The Navajo shared the same language with the Apache.
- The Apache lived near Pueblo tribes, which they raided for food, and livestock.
- The Apache and Navajo dressed in animal skins, used dogs as pack animals.
- The Navajo lived in hogans, and the Apache pitched tent-like dwellings made of brush or hide, called wikiups.
- The Navajo copied corn and bean growing practices from the Anasazi and raised sheep.



Reconstructed Apache wikiup and metate.

The Navajo

The Navajo were known for herding sheep and other livestock.


They lived in hogans, made out of mud and wood.

The Navajo believed that the first hogan was built by the coyote and the beaver – to represent the first man and woman.



Guess *the* Artifact

The Indians of the Southwest



Southwest

Guess *the* Artifact **Southwest**

This series will focus on artifacts from Native American tribes of the **Southwest** cultural region, such as:




- Navajo
- Apache
- Hopi
- Pueblo

Southwest **Guess the Artifact** Southwest

Hint: There is an opening at the bottom

Answer: Hopi ceremonial mask



Southwest Guess *the* Artifact Southwest

Hint: more of the same (yet different)

Answer: Hopi ceremonial masks



Southwest **Guess the Artifact** Southwest

Hint: hollow with handles

Answer: Traditional coiled Hopi basket



Southwest Guess *the* Artifact Southwest

Hint: made to be permanent

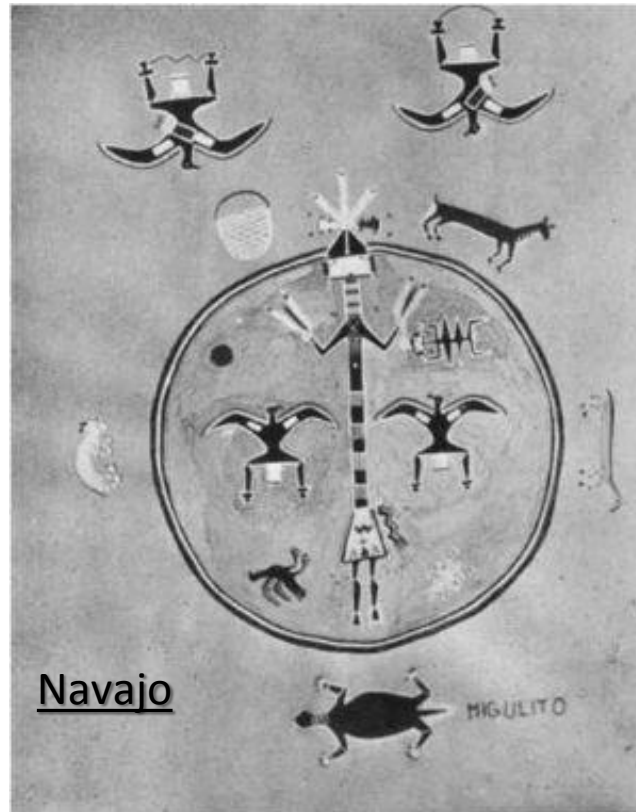
Answer: “Hogan” (Navajo mud dwelling)



Southwest Guess *the* Artifact Southwest

Hint: a painting, yes, but what is it made of?

Answer: Navajo sand painting



Southwest Guess *the* Artifact Southwest

Hint: same thing, but in color

Answer: Navajo sand paintings


Navajo



Southwest **Guess the Artifact** Southwest

Hint: to stay warm

Answer: Pueblo sheep wool blankets



Southwest Guess *the* Artifact Southwest

Hint: jewelry, yes, but what is it made from?

Answer: Navajo silver & jade necklaces

Navajo




Southwest Guess *the* Artifact Southwest

Hint: still common today

Answer: Dream catcher

Apache




Southwest

Guess *the* Artifact

Southwest

Hint: for the baby

Answer: Apache cradleboard



Apache



Southwest Guess *the* Artifact Southwest

Hint: goes boom boom boom

Answer: Apache drums



Southwest

Guess *the* Artifact

Southwest

Hint: name the weapon

Answer: Navajo spears



Navajo



Southwest Guess *the* Artifact Southwest

Hint: made from a pine tree


Answer: Pueblo war club (made from pine knot)



Southwest Guess *the* Artifact Southwest

Hint: pottery with a purpose

Answer: Pueblo canteen



Southwest Guess *the* Artifact Southwest

Hint: famous name

Answer: Geronimo (Apache)



<https://www.youtube.com/watch?v=5DQAsUo44jM>

Southwest Desert Indian Activity

- You may work independently or with a partner on this assignment.
- Your task is to create a 6-box comic strip, or 6 facts boxes, about the Southwest Desert Indians.
- Each box must have a colorful drawing and two sentences explaining the drawing.
 - Each box must relate to the resources given to you (textbook, article, notes).
- Your boxes must have a total of: 3 textbook facts and 3 article facts. In any order, but I will grade based on these instructions.
- Refer to the rubric for questions, and the teacher sample.