

Project Checklist

_____ Animal's Name

_____ Animal Type / Classification

- What kind of animal
- Facts about the animal classification
- Vertebrate or invertebrate

_____ Animal Appearance

- Features
- Draw animal
- Nocturnal vs. diurnal
- Protective features

_____ Animal's Habitat

- Where live in the world
- Marked on world map
- Describe habitat
- Draw habitat

_____ Animal's Diet

- What kind of "eater"?
- Make sure food matches where they are living

_____ Animal's Predators


- Predators named – REAL animals that exist
- Why they are a threat
- Drawing of predator

Invent an Animal Rubric

	3	2	1	0
Type/ Classification <i>(Vertebrate or Invertebrate)</i>	Describes animal classification clearly and all elements are explained.	Classification is mostly clear, but some elements might not be strongly explained.	Classification is somewhat clear, and some elements might be missing or weakly described.	Classification is not described very clearly, and/or some elements are missing.
Appearance	Describes animal appearance clearly and all elements are explained.	Appearance is mostly clear, but some elements might not be strongly explained.	Appearance is somewhat clear, and some elements might be missing or weakly described.	Appearance is not described very clearly, and/or some elements are missing.
Habitat <i>(where it lives)</i>	Describes animal habitat clearly and all elements are explained.	Habitat is mostly clear, but some elements might not be strongly explained.	Habitat is somewhat clear, and some elements might be missing or weakly described.	Habitat is not described very clearly, and/or some elements are missing.
Animal's Diet <i>(Carnivore, herbivore or omnivore)</i>	Describes animal diet clearly and all elements are explained.	Diet is mostly clear, but some elements might not be strongly explained.	Diet is somewhat clear, and some elements might be missing or weakly described.	Diet is not described very clearly, and/or some elements are missing.
Predators	Describes animal predators clearly and all elements are explained.	Predators are mostly clear, but some elements might not be strongly explained.	Predators are somewhat clear, and some elements might be missing or weakly described.	Predators are not described very clearly, and/or some elements are missing.
Required Project Elements	All project elements were completed as expected.	Most project elements were completed as expected.	Some project elements were completed as expected.	Project elements were not completed or were overlooked.
NEATNESS & Creativity	The overall project is colorful, creative, neat , and in final draft form .	The project is mostly colorful, creative, neat, and mostly in final draft form.	The project is <u>lacking</u> one or more of: color, creativity, and/or neatness	The project is sloppy, hardly colored, and lacking any imagination. No investment made in project.

over
→

Invent an Animal



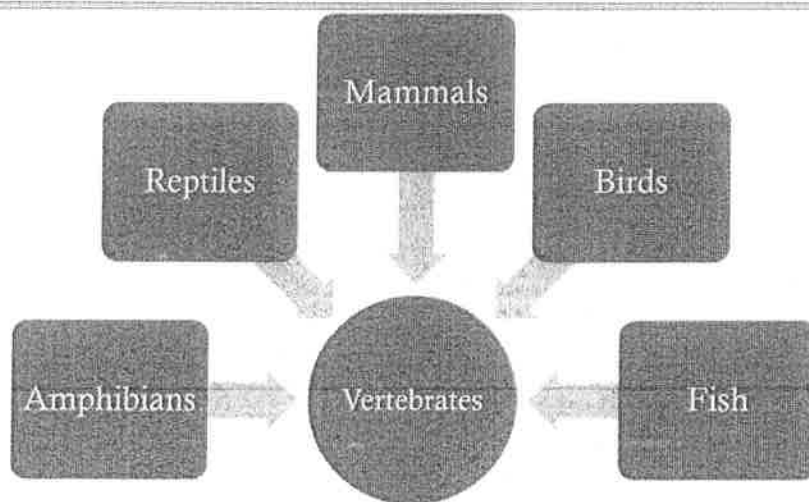
Animal's Name

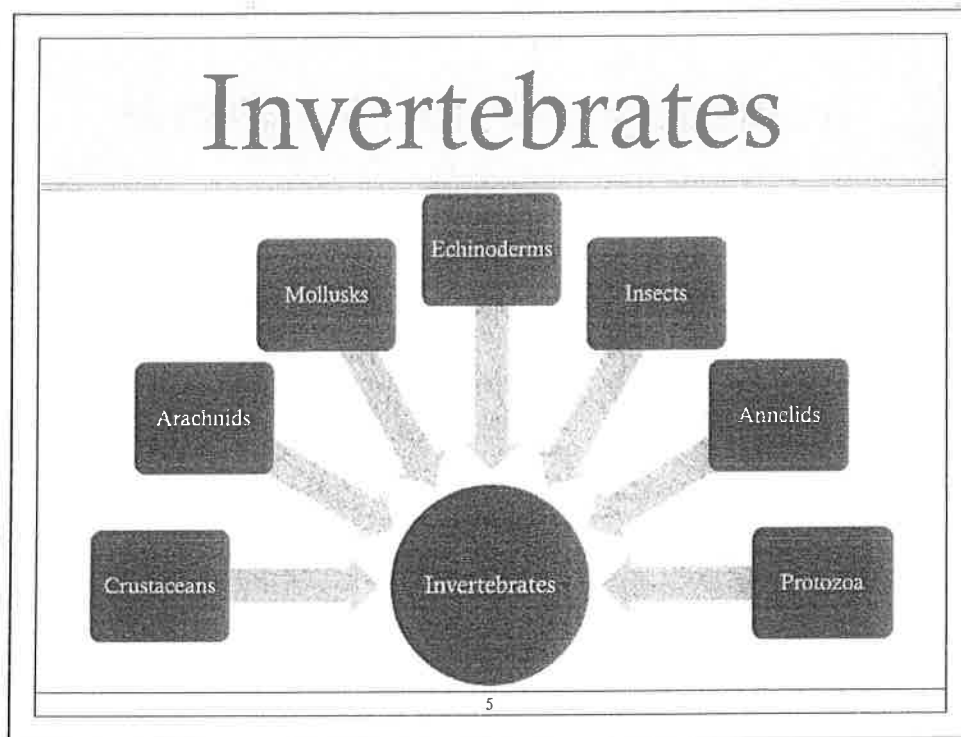
- What is the name of your animal?
- Please use your imagination on your animal – don't be "lame" and create a Cat-Dog (half cat, half dog). ☹
 - That has no imagination at all.
- **Please try to think outside the box and create a brand new animal!!!**

Animal's Type/Classification

- What kind of animal classification does your animal fall under?
 - Mammal, reptile, amphibian, bird or fish
- Using your notes and the textbook, provide **3 facts** about your animal's classification.
 - Example: **Bird**
 - Fact 1:
 - Fact 2:
 - Fact 3:
- Is your animal a vertebrate or invertebrate?

Vertebrates





Animal's Appearance – Part I

- Describe the animal's features and what they are needed for
 - **Example:** Fur for weather protection, long snout for sniffing out prey, tail to swish away insects, large ears to hear predators, etc....
- Does it have arms, legs, fins, wings, hands, feet, toes, fingers, claws?
- Big, little, skinny, fat, tall, short? – dimensions in feet/inches (or compare to something else)
- **DRAWING** of your animal – it has to match your description!
- **NOTE:** be sure your animal's appearance fits with their habitat – don't give your animal lots of fur if they live in a tropical environment. Don't give your animal no fur if they live in a place that has 4 seasons.

Animal's Appearance – Part II

- Nocturnal vs. Diurnal
 - Is your animal nocturnal (awake at night and asleep during the day), or diurnal (awake all day and sleeps during the night)?
- What protective physical features does your animal have to protect themselves against predators?
 - Examples: skunks have stinky smell, porcupines have prickles, some snakes have poison, all snakes have fangs; camouflage, size, speed, teeth, flight, climb, tail
- How does your animal move and travel from one place to another (walks, flies, swims)?

Animal's Habitat

- Where does your animal live in the world?
 - Show on the given map – use a history book if you need to
- What kind of habitat does it live in?
 - Seasonal (4 seasons) vs. tropical (island; always warm)
- Jungle, desert, salt water, fresh water, forest, grassland?
- Describe habitat – draw a picture of the habitat

Animal's Diet

- **Carnivore**
 - Name and describe preferred prey
- **Herbivore**
 - Name and describe specific favorite plants to eat (don't just say "grass")
- **Omnivore**
 - Name and describe favorite foods (include both kinds)
- **NOTE:** Do not name food they eat that doesn't exist in the location you picked on the map (do research on your country/region in the world)
- **Example:** carnivore – eats tigers and elephants (but the animal lives on an island like Hawaii or Australia)

Animal's Predators

- Name 2-3 (*or more*) plants/insects/animals that are the natural predators of your animal
 - **REAL** animals that exist in the world
- Why are these plants/insects/animals a threat to your animal?
- Draw a picture of one of your animal's predators.

Invent Your Own Animal Helpful Websites

- How to Make a Good Poster

- <http://www.wikihow.com/Make-a-Poster-That-Stands-Out>
- <https://www.artskills.com/poster-help/poster-design-basics.html>
- <http://www.radicalparenting.com/2009/12/15/tips-for-poster-projects-dont-dread-the-poster-projects-guest-post/>

