

Chapter At A Glance

Domain: Number and Operations—Fractions



Use the *GO Math! Planning Guide* for correlations, mathematical practices information, and more.

Chapter Essential Question How do you multiply fractions?

| Lesson At A Glance | 1 Day | 2 Days | 1 Day |
|---------------------------|------------------------------------------------|-------------------------------------------------------------------------------|--------------------------------------------------------------------------------------|
| | LESSON 7.1 | LESSON 7.2 | LESSON 7.3 |
| | 5.NF.B.4a | 5.NF.B.4a | 5.NF.B.4a |
| Lesson At A Glance | Find Part of a Group 421A | Investigate • Multiply Fractions and Whole Numbers 427A | Fraction and Whole Number Multiplication 433A |
| Essential Question | How can you find a fractional part of a group? | How can you use a model to show the product of a fraction and a whole number? | How can you find the product of a fraction and a whole number without using a model? |
| Objective | Model to find the fractional part of a group. | Model the product of a fraction and a whole number. | Multiply fractions and whole numbers. |
| Vocabulary | denominator, numerator, product | | |
| ELL Strategy | ELL Strategy • Illustrate Understanding | ELL Strategy • Model Concepts | ELL Strategy • Rephrase |

GO DIGITAL Go online to access all your chapter resources

www.thinkcentral.com

7.1 *i*Student Edition
7.1 *e*Teacher Edition

- Personal Math Trainer
- Math on the Spot Video
- Real World Video, Ch. 7
- i*Tools
- HMH Mega Math

7.2 *i*Student Edition
7.2 *e*Teacher Edition

- Personal Math Trainer
- Math on the Spot Video
- Animated Math Models
- i*Tools

7.3 *i*Student Edition
7.3 *e*Teacher Edition

- Personal Math Trainer
- Math on the Spot Video
- Animated Math Models
- i*Tools



7.1 Student Edition
7.1 Practice and Homework (in the *Student Edition*)
7.1 Reteach (in the *Chapter Resources*)
7.1 Enrich (in the *Chapter Resources*)
Grab-and-Go™ Centers Kit

7.2 Student Edition
7.2 Practice and Homework (in the *Student Edition*)
7.2 Reteach (in the *Chapter Resources*)
7.2 Enrich (in the *Chapter Resources*)
Grab-and-Go™ Centers Kit

7.3 Student Edition
7.3 Practice and Homework (in the *Student Edition*)
7.3 Reteach (in the *Chapter Resources*)
7.3 Enrich (in the *Chapter Resources*)
Grab-and-Go™ Centers Kit

| Before the Chapter | During the Lesson | After the Chapter |
|------------------------------------------------------------------------------------------------------------------------------------|----------------------------------------------------------------------------------------------------------------------------------------------------------------------------|-------------------------------------------------------------------------------------------------------------------------------------------------|
| Show What You Know <ul style="list-style-type: none"> Prerequisite Skills Activities Personal Math Trainer | Share and Show <ul style="list-style-type: none"> Reteach Mid-Chapter Checkpoint Personal Math Trainer Reteach Activity (online) | Chapter Review/Test <ul style="list-style-type: none"> Reteach Personal Math Trainer Reteach Activity (online) |



Chapter Pacing Chart

| Introduction | Instruction | Assessment | Total |
|--------------|-------------|------------|---------|
| 1 day | 14 days | 2 days | 17 days |

2 Days

LESSON 7.4

- 5.NF.B.4a
- 5.NF.B.4b

Investigate • Multiply Fractions 439A

How can you use an area model to show the product of two fractions?

Multiply fractions using models.

equivalent fraction

ELL Strategy • Illustrate Understanding

1 Day

LESSON 7.5

- 5.NF.B.5a
- 5.NF.B.5b

Compare Fraction Factors and Products 445A

How does the size of the product compare to the size of one factor when multiplying fractions?

Relate the size of the product compared to the size of one factor when multiplying fractions.

ELL Strategy • Develop Meanings

1 Day

LESSON 7.6

- 5.NF.B.4a
- 5.NF.B.5b

Fraction Multiplication 451A

How do you multiply fractions?

Multiply fractions.

simplest form

ELL Strategy • Illustrate Understanding

7.4 *i*Student Edition

7.4 *e*Teacher Edition

- Personal Math Trainer
- Math on the Spot Video
- Animated Math Models
- i*Tools
- HMH Mega Math

7.5 *i*Student Edition

7.5 *e*Teacher Edition

- Personal Math Trainer
- Math on the Spot Video
- i*Tools

7.6 *i*Student Edition

7.6 *e*Teacher Edition

- Personal Math Trainer
- Math on the Spot Video
- Animated Math Models
- i*Tools
- HMH Mega Math

7.4 Student Edition

7.4 Practice and Homework
(in the *Student Edition*)

7.4 Reteach (in the *Chapter Resources*)

7.4 Enrich (in the *Chapter Resources*)

Grab-and-Go™ Centers Kit

7.5 Student Edition

7.5 Practice and Homework
(in the *Student Edition*)

7.5 Reteach (in the *Chapter Resources*)

7.5 Enrich (in the *Chapter Resources*)

Grab-and-Go™ Centers Kit

7.6 Student Edition

7.6 Practice and Homework
(in the *Student Edition*)

7.6 Reteach (in the *Chapter Resources*)

7.6 Enrich (in the *Chapter Resources*)

Grab-and-Go™ Centers Kit



Resources www.thinkcentral.com

Interactive Student Edition

Personal Math Trainer

Math on the Spot Video

Animated Math Models

Assessment

HMH Mega Math

*i*Tools

Multimedia eGlossary

Professional Development Videos

Real World Videos

Chapter At A Glance



Domain: Number and Operations—Fractions



| Lesson At A Glance | 2 Days | 1 Day | 1 Day |
|--------------------|-------------------------------------------------------------------------------------------|-----------------------------------------------------------------------------------------------------------------|------------------------------------------------|
| | LESSON 7.7 | LESSON 7.8 | LESSON 7.9 |
| | 5.NF.B.4b | 5.NF.B.5a 5.NF.B.5b | 5.NF.B.6 |
| | Investigate • Area and Mixed Numbers . . . 459A | Compare Mixed Number Factors and Products 465A | Multiply Mixed Numbers 471A |
| Essential Question | How can you use a unit tile to find the area of a rectangle with fractional side lengths? | How does the size of the product compare to the size of one factor when multiplying fractions greater than one? | How do you multiply mixed numbers? |
| Objective | Use a model to multiply two mixed numbers and find the area of a rectangle. | Relate the size of the product to the factors when multiplying fractions greater than one. | Multiply mixed numbers. |
| Vocabulary | mixed number | | |
| ELL Strategy | ELL Strategy • Model Language | ELL Strategy • Scaffold Language | ELL Strategy • Illustrate Understanding |




GO DIGITAL Go online to access all your chapter resources



www.thinkcentral.com

7.7 iStudent Edition
7.7 eTeacher Edition
 Personal Math Trainer
 Math on the Spot Video

7.8 iStudent Edition
7.8 eTeacher Edition
 Personal Math Trainer
 Math on the Spot Video

7.9 iStudent Edition
7.9 eTeacher Edition
 Personal Math Trainer
 Math on the Spot Video
 iTools

Print Resources



7.7 Student Edition
7.7 Practice and Homework (in the Student Edition)
7.7 Reteach (in the Chapter Resources)
7.7 Enrich (in the Chapter Resources)
 Grab-and-Go™ Centers Kit

7.8 Student Edition
7.8 Practice and Homework (in the Student Edition)
7.8 Reteach (in the Chapter Resources)
7.8 Enrich (in the Chapter Resources)
 Grab-and-Go™ Centers Kit

7.9 Student Edition
7.9 Practice and Homework (in the Student Edition)
7.9 Reteach (in the Chapter Resources)
7.9 Enrich (in the Chapter Resources)
 Grab-and-Go™ Centers Kit

Assessment



| Diagnostic | Formative | Summative |
|-------------------------------------------------------------------------------------------------------------|---------------------------------------------------------------------------------------------------------------------------------------------------------------------------------------------------------------------------------------------------------------------------|-------------------------------------------------------------------------------------------------------------------------------------------------------------------------|
| <ul style="list-style-type: none"> Show What You Know Digital Personal Math Trainer | <ul style="list-style-type: none"> Lesson Quick Check Mid-Chapter Checkpoint Digital Personal Math Trainer <ul style="list-style-type: none"> Assessment Animation Assessment Video | <ul style="list-style-type: none"> Chapter Review/Test Chapter Test Performance Assessment Task Digital Personal Math Trainer |

